

# Physico-Mechanical Properties of Bricks Manufactured using Cement Kiln Dust



Bashar B. Tarazi, Abdel Moniem Y. Sanad, Mohamed M. El-Attar, Dina M. Sadek

**Abstract** — the actual increase in global industrial production and manufacturing, produces a continuous increase in amount of industrial waste and continues to emit an all-time high amount of air pollutants and greenhouse gas emissions. To fight and mitigate these phenomena, proper Waste Management became the pillar of most environmental strategies worldwide. By reduction of consumption, re-use of goods and recycling of products, waste management aims to preserve the resources and to protect the environment. The Cement industry is one of the most important industrial sectors for society development; however it also has significant negative environmental impacts due to its emissions and production of waste. Cement kiln dust (CKD) is an industrial waste or by product which results from cement manufacturing. CKD is fine grained, solid, highly alkaline particulate material chiefly composed of oxidized, anhydrous, micron-sized particles collected from electrostatic precipitators during the production of cement clinker. This research examines the effects of using large amounts of CKD to replace the cement content in the fabrication of solid cement bricks. It is triggered by the quadruple objectives of reducing the amount of cement consumption, disposing efficiently of its industrial waste and producing economic bricks with safe strength. The purpose of this paper is to assess the properties of solid cement bricks containing different amounts of CKD. Cement bricks produced using different amounts of CKD were tested to find their properties and final comparison has been made to identify the effect of using different CKD/Cement ratio on the performance of bricks compared to the reference specimen produced using cement only with no CKD. For the brick mixes, Ordinary Portland cement (OPC), with two cement content of 200kg/m<sup>3</sup> and 250kg/m<sup>3</sup> were used throughout this investigation. The physical properties; unit weight, water absorption and mechanical properties; compressive strength, flexural strength, of the produced bricks were determined. Results showed that partial replacement of OPC with CKD reduces the brick compressive strength by 18% to 23% for CKD/OPC ratio of 30% and by 36% for CKD/OPC ratio of 50% and in all cases the strength remains largely higher than the standard limit for load bearing bricks.

**Index Terms:** Cement Kiln Dust (CKD), Portland cement, Bricks physical and mechanical properties.

## I. INTRODUCTION

Global need for cement-based materials has increased drastically for construction industry worldwide.

Revised Manuscript Received on February 15, 2020.

\* Correspondence Author

**Bashar B. Tarazi**, Construction and Building Engineering, Arab Academy for Science, Technology and Maritime Transport/ Cairo, Egypt.

**Abdel Moniem Y. Sanad**, Professor, Construction and Building Engineering, Arab Academy for Science, Technology and Maritime Transport.

**Mohamed M. El-Attar**, Professor, Department of Structure Engineering, Faculty of Engineering, Cairo University, Egypt.

**Dina M. Sadek**, Building Materials Research and Quality Control Institute, Housing and Building National Research Center, Cairo, Egypt

© The Authors. Published by Blue Eyes Intelligence Engineering and Sciences Publication (BEIESP). This is an [open access](http://creativecommons.org/licenses/by-nc-nd/4.0/) article under the CC BY-NC-ND license (<http://creativecommons.org/licenses/by-nc-nd/4.0/>)

The manufacturing process of Cement is well known to produce large quantities of industrial solid waste and emits large amount of Carbon Dioxide (CO<sub>2</sub>) that traps solar radiations in the atmosphere and results in increase of global temperature. The concentration of CO<sub>2</sub> has increased tremendously since the pre-industrial era [1] with the Cement industry being one of the major contributors. The production of Portland cement is believed to contribute by 5-7% to the global CO<sub>2</sub> emissions and is urgently needed to be reduced. Looking at the amount of waste and CO<sub>2</sub> produced by the concrete industry and their corresponding damaging effects, the environmental protection regulations in most countries imposed strict limits for emissions which restricted the cement production process and made it more expensive. Therefore, supplementary cementing materials (SCM) have been widely encouraged to be used as partial replacement to Portland cement (OPC) including industrial by-products like cement kiln dust (CKD), and natural pozzolanic materials like burnt clay (BC). These siliceous or aluminous materials, which are similar to raw materials used in manufacturing PC, exhibit cementitious and/or pozzolanic properties due to the physical and chemical properties [2,3].

CKD is a fine powdery material generated as by-product of cement manufacturing process and is similar in appearance to Portland cement. It is composed of micron-sized particles collected from electrostatic precipitators during the production of cement clinker and classified into four categories, depending upon the kiln process used and the degree of separation in the dust collection system [4]. The CKD contains several beneficial elements as; silica, sulfates, chlorides, alkalis and free lime. Recycling CKD represents great financial benefit in addition to the positive impact on the environment and human health and deserved intensive efforts to be exerted worldwide to promote its applications. Actually, there is several technique and beneficial application of cement kiln dust reuse [5]:

- Agriculture: potash/lime source and animal feed.
- Civil engineering: fill, soil stabilization, fly ash stabilization, and blacktop filler.
- Building materials: lightweight aggregates, blocks, low strength concrete, and masonry cement.
- Sewage and water treatment: coagulation aid and sludge stabilization.
- Pollution control: Sulphur absorbent, waste treatment, and solidification

The goal of the current work is to share the research efforts directed to avail of CKD through utilization of such industrial by-product in manufacturing environment friendly construction materials, Bricks that have vast applications in the construction industry and could use large amount of such waste in a beneficial and safe manner.

Previous research on the reuse of CKD as replacement of OPC has been carried out for Concrete or Mortar mixes. In 2002, Udoeyo and Hyeestudied the compressive strength of concrete when OPC isreplaced by CKD (20%, 40%, 60%, 80%, and 100%) at water/cement ratio of 0.65.

The compression tests wereconducted at 1, 3, 7, and 28 days. The results reportedthat the compressive strengthdecreased slightly with CKD content up to 40 %, then it decreases sharply above this percentage [6]. In 2014, Najim et al. studied the effect of replacing 10%, 20%, and 30% of cement with CKDon the compressive strength of Mortar. Standard mineral sand was used and the w/c ratio was 0.40 for the OPC mortar, and the mix proportion was 1:3 (cement: sand). It was reported that there is a progressive reduction in compressive strength with increasing CKD percentage replacement at all tested ages. The present work use CKD to replaceOPC for manufactory solid cement bricks [7]. To achieve this goal, several bricks specimens were made using different ratio of CKD/OPC. All specimens where tested and their physical and mechanical properties defined. A final comparison of the effect of CKD/OPC ratio is presented to show the reduction in strength and the performance of using different amount of CKD in Bricks manufacturing.

II. MATERIALS

Ordinary Portland Cement (OPC) produced by Cemex Cement Company and CKD generation from Helwan Cement Companywere used in this work, where OPCconforms to the European Standard [8] and chemical composition shown in Table 1. For bricks production, crushed stone with nominal maximum size 14 mm, and standard mineralsand was used with amount of water, whereas the mix proportionwas 1:1.5 (sand: coarse). Sieve analysis test was conducted and the grading curve for the used coarse and sand is shown in Fig. 1.

TABLE 1  
Chemical composition of OPC and CKD

Materials	OPC	CKD
SiO <sub>2</sub>	21.25	9.70
Al <sub>2</sub> O <sub>3</sub>	4.74	2.71
Fe <sub>2</sub> O <sub>3</sub>	2.90	2.61
CaO	63.49	58.30
MgO	0.80	1.51
SO <sub>3</sub>	2.40	4.93
Na <sub>2</sub> O	0.80	0.72
K <sub>2</sub> O	0.40	2.42
Cl <sup>-</sup>	0.01	3.51
L.O.I	1.30	13.00

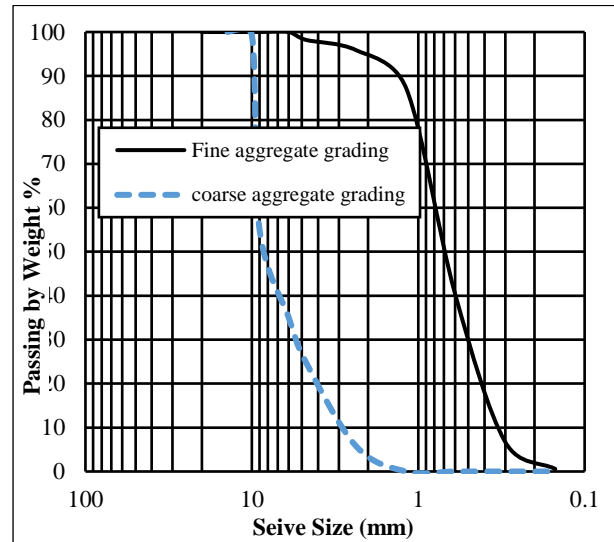


Fig. 1. Grading curve for coarse and fine aggregate.

III. METHODS

Six mixes were prepared, with ordinary Portland cement. Two contents of cement were used 200 and 250 kg/m<sup>3</sup>. Each mixes coded as (A%CKD- B OPC), where "A" indicates to amount of percentage replacement of cement with CKD, "B" indicates the nominal cement content. Mixes prepared by using absolute volume as shown in Table 2.

Table 2 Mix proportion of bricks mixes (kg/m<sup>3</sup>)

Code	OPC	CKD	Coarse agg.	Fine agg.	water
0%CKD- 200 OPC	200	0	1264	842	160
30%CKD- 200 OPC	140	60	1264	842	161
50%CKD- 200 OPC	100	100	1264	842	163
0%CKD- 250 OPC	250	0	1238	825	157
30%CKD- 250 OPC	175	75	1238	825	158
50%CKD- 250 OPC	125	125	1238	825	160

Solid cement bricks dimensions were 25×12×6cm and the manufacturing process was the following:

1. Coarse aggregate are placed in the mixer, followed by fine aggregate, then content is dry-mixed for about two minutes.
2. Cement or Cement pre-mixed with CKD is added to the aggregates and dry-mixed for another two minutes.
3. Water is added to the content and mixed for three minutes to get homogenous mixture (shown inFig.2).
4. Fresh mix is placed in the mechanical press, vibrated and compacted. Fig.3 shows the pressing process and the bricks justafter pressing.
5. After manufacturing, the bricks are left in open air for 24 hours, then are cured by sprinkling water twice a day for 28 days.



Fig. 2. Fresh mix.



Fig.4. Samples in oven-dried.

**Absorption tests** were conducted by drying the specimens to a constant weight at 105°C, weighing it, immersing it in water for 24 hours as shown in Fig.5, then and weighing it again. The increase in weight divided by the original weight indicates the absorption (in Kg/m<sup>3</sup>). The average absorption of five samples is calculated at the age of 28 days.



Fig. 3. Mechanical press.



Fig. 5. Bricks immersed in water.

#### IV. TEST PROCEDURES

All tests were conducted according to ASTM C67-2018[9] to determine the physical properties (unit weight and water absorption) and mechanical properties (compressive strength, and flexure strength). **Unit weight tests** were conducted after 28 days from manufacturing, samples were placed in oven at a temperature of 100°C for 24 hours until the weight became constant as shown in Fig. 4. Samples were left to cool for one hour then weighted by using digital balance to get dry weight. The unit weight of the bricks was calculated by dividing the dry weight of each sample by its volume: Unitweight ( $\gamma$ ) =  $\frac{\text{dry weight}}{\text{volume of the brick}}$  (kg/m<sup>3</sup>).

**Compressive strength test** were conducted at the age of 28 days using the standard testing machine shown in Fig.6, with a maximum capacity of 2000kN and loading rate of 10 KN per second. The average measurement of five samples was calculated for each category of brick with the compressive strength ( $F_c$ ) equals:  $F_c = \frac{F}{A_c}$  (kg/cm<sup>2</sup>), with F being the maximum recorded load in kg and  $A_c$  is the measured cross-sectional area of specimen in cm<sup>2</sup>.



Fig. 6. Compression testing machine.

The Flexure strength tests were conducted after the same period of 28 days of manufacturing using the universal testing machine shown in Fig.7, with a maximum loading capacity of 60 tons. Each specimen was tested using three-point loading and flexure strength value for each category was based on the average of fivespecimen using the formula:

$$\sigma = \frac{M_{max}}{I} Y \text{ (kg/cm}^2\text{)}$$




Fig.7. Universal testing machine.

V. RESULTS AND DISCUSSIONS

1. Physical Characteristics

1.1 Unit weight

Unit weight results are presented in Fig.8, for OPC solid cement bricks specimens prepared with and without CKD. For all brick mixtures, the unit weight decreases when amount of CKD increases. This decrease of unit weight is due to the lower density of CKD compared with OPC density and agrees with previous research [10]. The highest value of unit weight (2214 kg/m<sup>3</sup>) was measured for brick mixture with cement content 250kg/m<sup>3</sup> and 0% CKD (0%CKD - 250OPC), while the lower value (2055kg/m<sup>3</sup>) was measured for mix with cement content 200kg/m<sup>3</sup> and 50% CKD (50%CKD -

200OPC). Using 30% CKD, unit weight decreases by 1.4% and 2.8% for 250 and 200kg/m<sup>3</sup> OPC content respectively. Using 50% CKD, unit weight decreases by 5.3% for both OPC contents. All produced and tested bricks are classified as normal weight bricks according to ASTM C90 [11].

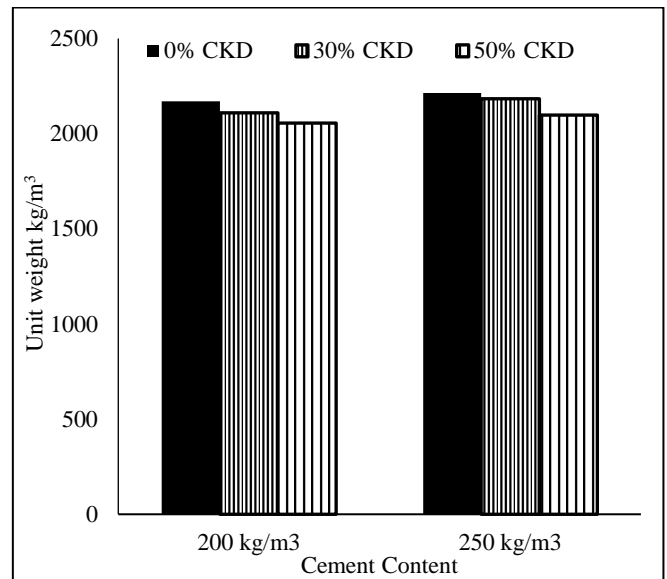


Fig.8. Unit weight of solid cement bricks at age 28 days.

1.2 Water absorption

Fig.9 shows that water absorption increases when percentage of CKD content increases and total water absorption is higher for 200 kg/m<sup>3</sup> mixes than for 250 kg/m<sup>3</sup> mixes. The highest value of water absorption (137 kg/m<sup>3</sup>) was measured for mix code (50%CKD-200OPC) while the lowest value (111kg/m<sup>3</sup>) was measured for mix code (0%CKD- 250 OPC) using ordinary Portland cement with content 250 kg/m<sup>3</sup>, and 0% CKD and all results satisfies the maximum limit for water absorption (i.e., 208 kg/m<sup>3</sup>) according to ASTM C90 [11].

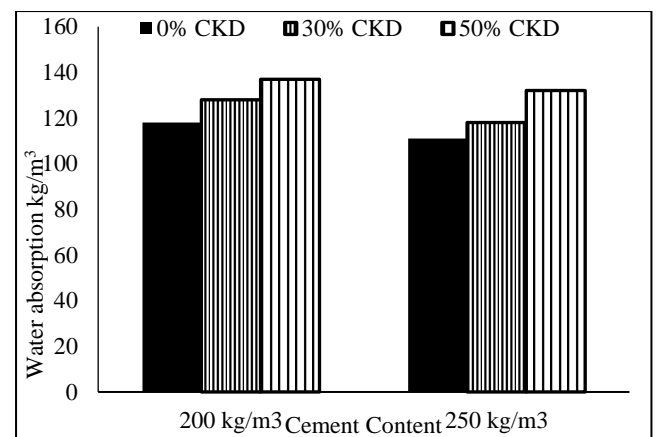


Fig. 9. Water absorption of solid cement bricks at age 28 days.

## 2. Mechanical Characteristics

### 2.1. Compressive strength

The compressive strength of the solid cement bricks containing OPC with different amounts of CKD is graphically represented as a function of cement content in Fig. 10. As expected, the compressive strength decreases with increasing content of CKD. However, the compressive strength loss is modest with regard to the amount of CKD used in the mix. Thus using 30% CKD bricks resulted in reduction in compressive strength by 23% and 18% for 200 and 250 kg/m<sup>3</sup> respectively. While using 50% CKD decreased the compressive strength by only 36% for both OPC contents.

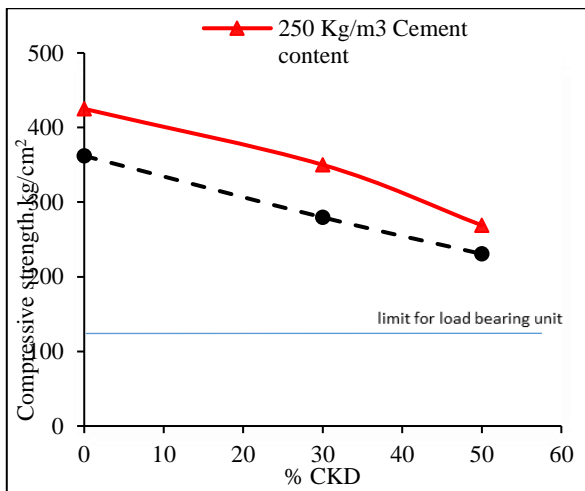


Fig. 10. Compressive strength of solid cement bricks at age 28 days.

The highest value of compressive strength (425 kg/cm<sup>2</sup>) was achieved by the mix code (0%CKD- 250OPC) for ordinary Portland cement content of 250 kg/m<sup>3</sup>, and no CKD while the lower value (231 kg/cm<sup>2</sup>) was measured by the mix code (50%CKD- 200OPC) using ordinary Portland cement content of 200kg/m<sup>3</sup> and 50% CKD. Physically, the reduction of compressive strength is attributed to the increase in free lime content in cement dust; the higher amount of Ca(OH)<sub>2</sub> weakened the hardened matrix. Also, the formation of chloro- and sulfo- aluminate phases leads to the softening and expansion of the hydration products. For all tested CKD/OPC ratio, the measured tested compressive strength of all specimens, largely exceed the limit imposed by the standard for load bearing bricks. It can be concluded from the actual study, that replacement of OPC content by 50% of CKD can be safely utilized in the manufacture of solid cement bricks used for load bearing walls.

### 2.2 Flexural strength

The effect of CKD/OPC ratio on the flexure strength of bricks is shown in Fig. 11 for all mixes. It confirms that flexure strength follows a similar trend as compressive strength. The flexure strength decreases with CKD content increase. For 30% CKD/OPC mix, bricks resulted in reduction in flexural strength by 18% and 16% for OPC nominal content of 200 and 250 kg/m<sup>3</sup> respectively. While. Using 50% CKD, bricks decreased the flexural strength by 38% and 30% for 200 and 250kg/m<sup>3</sup> OPC content respectively. The flexure strength of Bricks tested in the current study follows the same trend resulted from experimental results carried out on Concrete mixtures by several researchers [12,13].

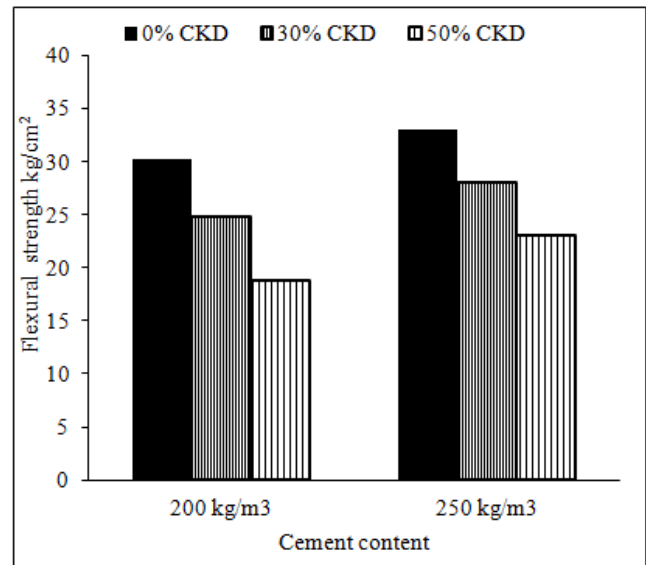


Fig. 11. Flexural strength of solid cement bricks at age 28 days.

## VI. CONCLUSION

In this study, the effect of using different amount of CKD to replace OPC in brick mixture has been investigated. Bricks were manufactured using two ratio of CKD/OPC (30% and 50%) for two category of total Cement content (200kg/m<sup>3</sup> and 250kg/m<sup>3</sup>). The specimen were tested to measure the variation in physical and mechanical properties. Test results showed that unit weight of solid cement bricks decreases with increasing quantity of CKD, while absorption increases when increasing CKD content. Compressive and flexural strength decreases when increasing CKD content and largely satisfy limit of load bearing bricks. At 50% CKD/OPC ratio, the loss of Compressive strength and Flexural strength is 36% and 38% respectively. It is highly recommended to produce solid cement bricks using up to 50% of CKD/OPC ratio for manufacturing cheap, environmentally friendly bricks with the lowest carbon footprint and to contribute to the reduction of greenhouse gases and properly disposing of cement industrial waste.

## REFERENCES

- B.J. Zhan, C. Poon, C.J. Shi, Materials characteristics affecting CO<sub>2</sub> curing of concrete blocks containing recycled aggregates., Cem. Concr. Compos. 67. (2016). <https://doi.org/10.1016/j.cemconcomp>.
- Taha R, Al-Rawas A, Al-Jabri K, Al-Harthy A, Hassan H, Al-Oraimi S, An overview of waste materials recycling in the Sultanate of Oman, in: Res Conserv Recycl, 2004; pp. 293–306.
- Geiza E. Oliveira, Jose Nilson Holand, Use of mix of clay/solid waste from steel works for civil construction materials, Waste Manag. 22 (2004) 358–363.
- C. R.J, Emery J.J, Kiln dust–fly ash systems for highways bases and sub-bases., Fed. Highw. Adm. (1983).
- J. Bhatti, Alternative Uses of Cement Kiln Dust, in: Portl. Cem. Assoc. Res. Dev., Bulletin RP327, Skokie, IL, 1995.
- H.A. Udoeyo FF, Strengths of cement kiln dust concrete., J Mater Civ. Eng; 14:524–6. (2002).
- K.B. Najim, Z.S. Mahmud, A.K.M. Atea, Experimental investigation on using Cement Kiln Dust (CKD) as a cement replacement material in producing modified cement mortar, Constr. Build. Mater. 55 (2014) 5–12. <https://doi.org/10.1016/j.conbuildmat.2014.01.015>.
- BS-EN197-1., Cement Part 1: Composition, Specifications and Conformity Criteria for Common Cements, Br. Stand. (2011) 50.

## Physico-Mechanical Properties of Bricks Manufactured using Cement Kiln Dust

9. ASTM C67, Standard Test Methods for Sampling and Testing Brick and Structural Clay Tile, Am. Soc. Test. Mater. i (2018) 1–12. <https://doi.org/10.1520/C0067-11>.
10. D.M. Sadek, M.M. El-attar, A.M. Salah, Recycling of high volumes of cement kiln dust in bricks industry, J. Clean. Prod. 143 (2017) 506–515. <https://doi.org/10.1016/j.jclepro.2016.12.082>.
11. ASTM C90, Standard specification for loadbearing concrete masonry units. Annual Book of ASTM Standards, (2014).
12. M.A. El-Mohsen, A.M. Anwar, I.A. Adam, Mechanical properties of Self-Consolidating Concrete incorporating Cement Kiln Dust, HBRC J. 11 (2014) 1–6. <https://doi.org/10.1016/j.hbrj.2014.02.007>.
13. Al-Harthy AS, Taha R, Al-Maamary F, Effect of cement kiln dust (CKD) on mortar and concrete mixtures, Constr Build Mater. (2003) 60.