

# Spatial Multiplexing MIMO-OFDM Systems Over Frequency Selective Channel

Vijaya Durga Ravva, Allan Mc Lauchlin

*Abstract: Pilot symbols are huge utilized in countless functions what's more, principles. In conventional methodologies, Pilot images are multiplexed among actualities stream, bolstered friend uncommon example, on every single transmitter radio wire. Beginning evaluation channel is gotten by methods for pilot helped Least rectangular (LS) channel estimation the utilization of recurrence space approach. Recouped images are acquainted with enrich the channel gauge through time zone approach. The general execution proposed authority is incontestable utilizing contraption reproductions that are distributed below totally extraordinary channel conditions.*

*Keywords - Least rectangular (LS) channel estimation, channel estimate*

## I. INTRODUCTION

MIMO structures that use couple of radio wires at transmit and acquire finishes can convey extreme measurements rates, dependable vigorous execution and high otherworldly power. These additions however are functional if the channel state data (CSI) is offered at recipient end. OFDM will be joined with MIMO with the guide of doing the OFDM activities especially IFFT/FFT and Cyclic Prefix (CP) at every single transmit and get reception apparatuses. MIMO techniques that are incontestable for single administration (SC) adjustment beneath recurrence level lessening channel requirements will be connected to OFDM. The MIMO-OFDM frameworks along these lines formed work tasks on each bearer of OFDM picture independently [1]. This makes MIMO - OFDM, the significant great methodology of utilizing MIMO in wi-fi circumstance. Spatial Diversity MIMO-OFDM machine transmits coded information images on certainly one kind subcarriers of OFDM image. The coded images will be overlaid on certainly one structure subcarriers both in time territory or recurrence area. Subsequently, we have space recurrence square coded (SFBC) MIMO-OFDM machine or house time square coded (STBC) gadget [2]. Spatial multiplexing MIMO-OFDM frameworks transmit the measurements images on really one kind subcarriers of OFDM images while no longer the utilization of any coding.

The channel estimation plans will be named into three sorts. The Training essentially based completely Channel Estimation (TBCE), Semi-Blind Channel Estimation (SBCE) and Blind Channel Estimation (BCE). Preparing based thoroughly conspires proficient and solid in evaluating MIMO channel. Anyway they need curiously large instructing overhead that decreases device yield [3]. Dazzle techniques don't need instruction overhead. Anyway they need long know-how reports over that the channel should stay static. Semi-dazzle methodologies are great methods for channel estimation for MIMO frameworks. SBCE plans utilize exclusively few pilot images. Utilizing these pilot images, starter gauge channel is acquired and it will be any duplicated the utilization of the data of channel contained inside the actualities images.

In MIMO-OFDM System, there are assortment ways inside which pilot images will be set in very couple subcarriers OFDM images. The most 2 assortments are benevolent technique, the pilots are situated into all subcarriers assistant OFDM images so channel gauge of each tone will be acquired in recurrence space. This structure approach is incredible once the channel is variable gradually. In brush strategy, pilots are set inside subcarriers at secured interim in one OFDM image. The channel gauge for these subcarriers is got utilization of LS or Minimum Mean sq. estimation (MMSE) method. Estimation of channel nation on conclusive subcarriers is gotten utilizing addition [4].

In spatial Multiplexing MIMO device the most undertakings is style solid location method fit for detaching transmitted images. Numerous MIMO identification strategies have been anticipated inside writing for indistinguishable. This MIMO discovery methodologies district unit arranged as most probability Detector (MLD), straight identifiers, consecutive impedance crossing out and tree-search procedures. MLD has partner most helpful execution course equation will turn out to be exponentially unrivaled with cause greater in assortment to transmit receiving wires and request adjustment as final product that it can't be used in apply.

In this work substitution procedure to channel estimation approach is use of each recurrence and time area strategy for SM MIMO-OFDM framework. The Initial helped LS estimation and interjection. This gauge is any improved by utilizing utilization identified information images. Circle coding is utilized to decrease returned technique quality. The new drew nearer essentially beats straightforward instructing basically principally based drew nearer

Revised Manuscript Received on October 05, 2019

Vijaya Durga Ravva, Department of Electronics and Communication Engineering, University of Hertfordshire, College Ln, Hatfield AL10 9AB, UK.

Dr Allan McLauchlin, Department of Electronics and Communication Engineering, University of Hertfordshire, College Ln, Hatfield AL10 9AB, UK.

## II. SYSTEM MODEL

Consider a SM MIMO-OFDM machine with  $N_T$  transmit and  $N_R$  (&gt; $N_T$ ) get reception apparatus. May there be  $K$  subcarriers in one OFDM image. The channel is wi-fi and accepted to Rayleigh channel. The channel stays unaltered at some phase in OFDM square span. The most multipath broaden size is  $L$ . The estimation of CP is picked in such manner that it is more noteworthy than  $L$ . It is also accepted that the channels among transmitting and getting radio wire sets will be at equivalent time uncorrelated. The channel motivation reaction between  $j$ th procure and  $i$ th transmit radio wire relating to highway two extend is signified as  $h_{ij}(l)$  area  $l=0,1,2,\dots,L-1$ . At transmission time  $n$ , parallel data is gathered in agreement two to sort of balance (MQAM or MPSK) and mapped onto amazing sub-bearers depending on coding to be utilized.

The transmitted sign on sub-bearer  $k$ , related with transmit antenna is denoted by  $[X]_i[n,k]$  where  $i=1,2,\dots,N_T; k=0,1,2,\dots,K-1$  and  $n=0,1,2,\dots,N-1$ .

The acquired sign in time space and recurrence area at  $j$ th get reception apparatus is given by (1) and (2) separately [6].

$$y_j(n) = \sum_{i=1}^{N_T} h_{ij}(n) * x_i(n) w_j(n) \quad (1)$$

$$Y_j[n, k] = H_{ij}[n, k] X_i[n, k] + W_j[n, k] \quad (2)$$

Where  $j = 1, 2, \dots, N_R$ .  $H_{ij}[n, k]$

The recurrence two reaction between two  $i$ th two transmitting two  $j$ th getting two reception apparatus,  $W_j[n, k]$  is added substance Gaussian commotion with zero mean and fluctuation  $\sigma^2$ . In the event that  $F$  signifies DFT framework, at that point we have following connections.

$$x_i[n] = F x_i(n), Y_j[n] = F y_j(n), H_{ij}[n] = F h_{ij} \text{ and } w_j(n) = F w_j(n)$$

give us chance to speak to transmitted OFDM image from receiving wire as,

$$x_i[n] = \text{diag}\{X_i[n, 0], X_i[n, 1] \dots x_i[n, K - 1]\} \in C^{K \times K} \quad (3)$$

The received OFDM symbol at antenna as,

$$Y_j[n] = \text{diag}\{Y_j[n, 0], Y_j[n, 1] \dots Y_j[n, K - 1]\} \in C^{K \times 1} \quad (4)$$

The transmitted OFDM images from all transmit reception apparatuses as,

$$X[n] = [X_1[1] X_2[2] \dots X_{N_T}[n]] \in C^{K \times K N_T} \quad (5)$$

The channel gain on each subcarrier from transmits and  $j$ th get hold receiving wire as,

$$H_j(n) = [H_{ij}[n, 0] H_{ij}[n, 1] \dots H_{ij}[n, K - 1]^T] \in C^{K \times 1} \quad (6)$$

The entire channel accomplish lattice relating to all transmit  $j$ th secure radio wire spoke to as,

$$H_j(n) = H_{1j}^T[n] H_{2j}^T[n] \dots H_{N_T j}^T[n]^T \in C^{K N_T \times 1}$$

(7)

The added substance white Gaussian commotion on each subcarrier at  $j$ th get hold reception apparatus spoke to as,

$$W_j(n) = [w_j[n, 0] w_j[n, 1] \dots w_j[n, K - 1]] \in C^{K \times 1} \quad (8)$$

Utilizing (4), (5), (7) and (8) we can express got sign at  $j$ th get radio wire in recurrence space as

$$Y_j(n) = X(n) H_j(n) + w_j(n) \quad (9)$$

Presently time region outline channel between  $i$ th transmit and  $j$ th get hold of radio wire is given by methods for

$$\square_{ij}(n) = [\square_{ij}[n, 0] \square_{ij}[n, 1] \dots \square_{ij}[n, L - 1]] \in C^{L N_T \times 1} \quad (10)$$

The time space portrayal channel at  $j$ th obtain receiving wire from all transmit radio wires is given by methods for,

$$\square_j(n) = [\square_{1j}^T[n] \square_{2j}^T[n] \dots \square_{N_T j}^T[n]] \in C^{L N_T \times 1} \quad (11)$$

The relationship between and is given by,

$$H_j(n) = F_M \square_j(n)$$

Where,

$$F_M = \text{diag}[F \times M, F_M, F \times M] \in C^{K N_T \times L N_T}$$

$$\text{and } M = [I_{L \times L} O_{K-L \times L}]^T$$

Substituting (12) in (9) we get,

$$Y_j(n) = X(n) F_M h_j(n) + W_j(n) \quad (13)$$

Now let,  $A = X(n) F_M$  hence (13) can be written as,

$$Y_j(n) = A h_j(n) + W_j(n) \quad (14)$$

Condition (9) and (14) are recurrence zone and time territory outline procured sign at  $j$ th receiving wire individually all through transmission time  $n$ . These articulations will be utilized in this work for channel estimation at the collector.

### 2.1 Types of pilot arrangement

There are essential 2 sorts pilot positions in MIMO-OFDM frameworks. In Block assortment pilot MIMO-OFDM framework, symmetrical pilots are pleasantly intended to all subcarriers in OFDM Symbol. These pilots are transmitted sporadically. From these pilots, channel is measurable and utilized for recognition measurements helped through resulting OFDM images. Square kind pilot arrangement extremely helpful anyplace channel is time invariant over range OFDM images for example channel is languid weakening. inside Comb type pilot MIMO-OFDM framework, pilots are embedded into set subcarriers in buddy OFDM photograph and channel is measurable for rest subcarriers utilizing insertion. this structure pilot position helpful at wherever channel is snappy constriction. The Blok and Comb type pilot positions are demonstrated in fig1 and 2 severally



III. Spatial Multiplexing MIMO-OFDM

In Spatial Multiplexing MIMO-OFDM framework, the enter records images taken as  $S_0, S_1, \dots, S_{2k-1}$  are separated in to  $2k/NT$  gatherings. Every one of these gatherings is transmitted on various sub transporters on  $NT$  unique radio wires. For instance, for  $NT = 2$ , images are transmitted on two radio wires as underneath

$$X = \begin{bmatrix} s_0 & S_2 & S_4 & S_6 \dots & S_{2k-4} & S_{2k-2} \\ s_1 & S_3 & S_5 & S_7 \dots & S_{2k-3} & S_{2k-1} \end{bmatrix} \quad (15)$$

●----Pilot      ○---- Data

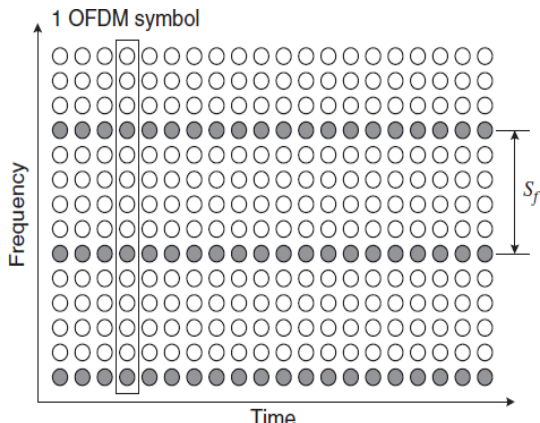


Fig.1 Comb type pilot arrangement.

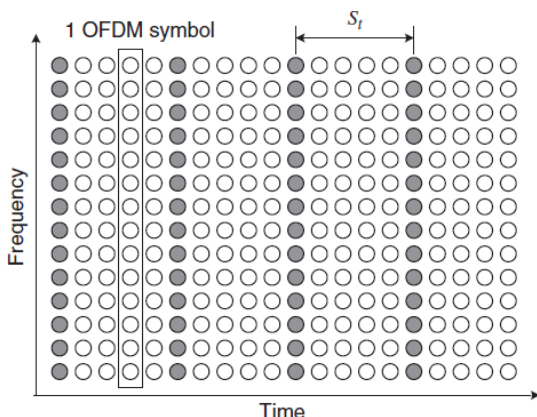


Fig.2 Block type pilot arrangement.

IV. ESTIMATOR DESIGN

The divert estimator in Spatial Multiplexing MIMO-OFDM gadget ought to be gotten with help of recurrence region or time zone preparing. Give us chance to utilize brush kind pilot course action in which NP symmetrical pilots are occasionally set. Give these set pilots chance to be indicated as XP. At that point recurrence spot channel condition is given by methods for (16) which

$$\hat{H}_j[n, k] = \frac{X}{P} + [n, k: k + N_T] Y_j[n, k] \quad (16) \text{ Where,}$$

$$k=0, \frac{k}{N_p} - 1, \frac{2k}{N_p} - 1, \dots, k - 1,$$

Insertion procedure is utilized to get gauge channel on subcarriers. Utilizing this channel gauge each subcarrier, images on records subcarriers are erased. Circle deciphering technique referenced in [5] is utilized ideal here for location. The recognized images are utilized to comparably embellish channel gauge use time area

handling. On the off chance that identified images are orchestrated afresh as (15), time space channel estimation is given with guide (17). The condition is got by means applying LS estimation to (14).

$$\hat{h}_j = A + Y_j \quad (17)$$

Where  $A = XF_M$

The frequency domain estimate is then obtained using DFT as,

$$\hat{H}_j = F h_j \quad (18)$$

The unrivaled gauge procured in (18) is utilized to end up mindful images on insights subcarriers. The distinguished images will be more prominent exact than pilot helped LS estimator. Consequently BER in general execution proposed plan is superior to anything pilot helped LS estimator. This of course is practiced at expanded computational intricacy.

V. RESULTS AND DISCUSSION

A SM MIMO-OFDM gadget is recreated. Two transmit and four reception apparatuses are utilized.

Table I offers detail machine which are like IEEE 802.16a broadband remote access.

Table I. Parameters for MIMO-OFDM system simulation

| System parameters     | Parameter value     |
|-----------------------|---------------------|
| FFT/IFFT size         | 512                 |
| Channel Bandwidth     | 40 MHz              |
| Subcarrier Spacing    | 78.125 KHz          |
| OFDM Symbol Time      | 12.8 μs             |
| Carrier Prefix        | 64                  |
| Modulation            | QAM, 16-QAM, 32-QAM |
| Channel Delay Profile | SUI1, SUI5          |
| Pilots Placements     | Comb type           |
| Channel Estimation    | Enhanced CE         |

The divert models used in reenactment are adjusted Stanford University Interim (SUI) direct models spoke to in [9]. It's expected that channel stays customary for length of 1 OFDM Symbol. inside reproduction, regulation methodology is equivalent for all data and pilot subcarriers with basic quality E\_S and subsequently the commotion is entangled added substance white Gaussian with zero mean and change  $N_0/2$ . The two pilot sub carriers are situated when each about six records subcarriers.

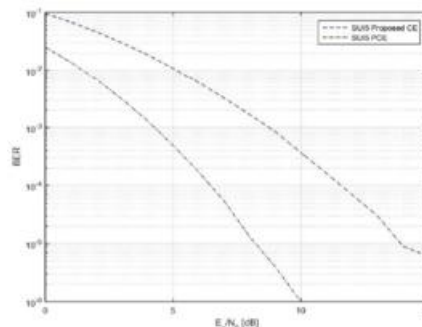


Fig.3 demonstrates that Bit Error Rate (BER) in general execution machine with SUI-



1 channel model and QAM tweak. From the winds up in Fig.3 we have inclination to see that anticipated technique has in addition to surely 4-5dB over right channel estimation.

Fig.4 BER vs.  $E_b/N_0$  plot for 2X4SM-MIMO-OFDM system under SUI-5 channel model and QAM Modulation

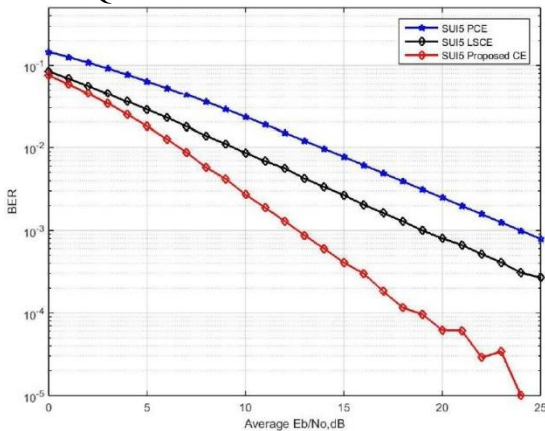


Fig.4 BER vs.  $E_b/N_0$  plot for 2X4SM-MIMO-OFDM system under SUI-5 channel model and 16 QAM Modulation

From the impacts demonstrated in fig.4, we study that BER execution proposed is superior to LS estimator. At exorbitant SNR proposed plan shows marginally speedier rot charge than the LS estimator for both channel models. along these lines for lower balance request proposed plan shows regardless higher execution.

Fig.4 show BER Plot for SUI-5 channel mannequin from results proposed plan has advantage 4-5 dB over LS CE and higher request tweak plans procedure. In this way it tends to be discovered that the proposed plan can perform better beneath restrictive channel stipulations and for lower

## VI. CONCLUSION

Improved channel estimation approach with mixed time and recurrence territory approach for SM MIMO-OFDM machine is proposed. At first, LSCE method is utilized to get gauge channel. This technique is finished in recurrence area. insights images are decoded use circle decoder and utilized as pilots to any design gauge. This strategy is executed in time space. The BER execution proposed approach is tried underneath totally remarkable SUI channel models. This general execution is conversely with the strategy for channel estimation is found to smash LSCE procedure. Future work an exemplify execution giving it shot and improvement master under over top quality channel stipulations.

## REFERENCES

1. Gajanan R patil, Viswanath K Kotake, "Simplified Implementation of Sphere Decoding Algorithms for MIMOWireless Communication System". Advances in Energy Aware Computing and Communication Systems" In Proc.ICECCS-2013, 17-19 Oct2013,pp 128-137.
2. G.L. Stuber, J.R. Barry, S.W. McLaughlin, Y.G. Li, M.A. Ingram, and T.G. Pratt, "Broadband MIMO-OFDM wireless communication," Proc. IEEE, vol.92, no.2, pp.271-294, Feb 2004.
3. F. Wan, W.P. Zhu, and M.N.S. Swamy, "A semi blind channel estimation approach for MIMO-OFDM systems," IEEE Trans. Signal process. vol.56, no.7, pp.2821-2834, Jul.2008.
4. M. Biguesh and A. B. Gershman, "MIMO channel estimation:

optimal training and tradeoffs between estimation techniques," in Proc. of IEEE International Conference on Communications, 2004, vol. 5, pp. 2658– 2662.

5. Shen, D., Diao, Z., Wong, K. K. and Li, V. O. K. "Analysis of pilot-assisted channel estimators for OFDM systems with transmit diversity," IEEE Transactions on broadcasting, Vol. 52, No. 2, June 2006.
6. H. Bolcskei and A. J. Paulraj, "Space-frequency coded broadband OFDM systems," In Proc. IEEE WCNC, vol. 1, 2000, pp. 1–6.
7. Jeffrey G. Andrews, Arunabha Ghosh, and Rais Mohamed, "Fundamentals of WiMAX: Understanding Broadband Wireless Networking," Prentice Hall, 2007.
8. Roger B. Marks, "The IEEE 802.16 WirelessMAN Standard for Wireless Metropolitan Area Networks", IEEE C802.16-02/09.
9. V. Erceg, K.V.S. Hari, M.S. Smith, D.S. Baum, "Channel Models for Fixed Wireless Applications", Contribution to IEEE 802.16.3, July 2000.