

Advanced Vehicle Parking System using PLC and SCADA

D. Sridhar Raja, B. Kalaiselvi, T. Vijayan

Abstract: This work is to perceive the open space in the halting reach using PLC and SCADA. The rule target is to recognize the unfilled space and demonstrating the driver to a particular opening. This paper tries to layout and execute an electronic stopping region organization structure. Robotized Parking Lot Management System is a totally utilitarian and painstakingly controlled parking structure organization system that is executed with the usage and compromise of different electronic equipment and littler scale figuring. The layout incorporates assorted stages, from the rule unit; process is passed on to different subunits to achieve the target of full motorization. A moving toward auto will pass on (through the driver) remotely with the essential unit associated with the Parking Office Gate. The essential unit will check the transmitted access information and will pass control after affirmation to the gateway framework drivers, this in this way drives the right entryway control (either exit or segment unit). The system currently screens the development of the driver some time later, and for entry, as the driver moves a destined eparation into the workplace ,the system turns back the entryway segment (for finish of entryway) and passes control to the space part and organization unit. The objective of this later unit is to manage the parking spaces available in the package by watching the development of the automobiles inside, allocating the spaces in a precise manner, watching consistence what's more, prompt the general control center (watched out for) of the space(s) open. It has a show interface for talking with the customers of the workplace. There is in like manner a control center that is watched out for by work power and screens the activities inside the parking structure. It is educated regarding any development, space(s) open and moreover the general system can be shut down or changed on from the control center. The basic goal of this errand is to achieve full motorization and it will find snappy use in tremendous workplaces with different access restrictions, government properties, and school grounds to sectionalize educator's auto stop and understudy's auto stop, etc.

Keywords : Programmable logic controller (PLC), Supervisory control and data acquisition (SCADA), Automation and Vehicle parking

I. INTRODUCTION

The inspiration driving this undertaking is to make a robotized stopping region organization structure that is easy to work and besides doesn't give away anything with respect to execution. Mechanizing a halting

Revised Manuscript Received on August 22, 2019.

Sridhar Raja D Department of EIE, Bharath Institute of Higher Education and Research, Tamilnadu, India. Email: sridharraja.eie@bharathuniv.ac.in

B.Kalaiselvi, Department of EIE, Bharath Institute of Higher education and research, Tamilnadu, India. Email: kalaiselvi.eie@bharathuniv.ac.in

T.Vijayan, Department of EIE, Bharath Institute of Higher education and research, Tamilnadu, India. Email: vijayan.eie@bharathuniv.ac.in

office gives numerous ideal conditions and can basically be used as a piece of open and business premises. It is convincing for controlling access to different districts of a broad office and has a particular advantage in that it tends to be redone to suit unmistakable operational essential and security focal points. The usage of a totally motorized structure updates and adds to the regard of the protected site with respect to using development to improve property estimation. It can in like manner be used on school grounds to control halting domains. Due to the manner in which that necessities will vary, this paper tries to develop a model exceedingly appropriate for non-business parking structures[1],[3],[5]

II. RELATED WORKS

State for two decades presently, in making various sorts and classes of automated door activity structures which have met the different necessities of individuals wherever all through the world. Anyway such systems works exactly at the section what's more, leave centers, they don't screen the activities inside the parking space and manage the halting spaces. [2],[4],[6]

Most past just focuses on the segment and exit and the plans are designed (for example hard to get for different systems). This system being made, beside controlling the area and exit into the workplace, screens the spaces open in the parking structure, allocates space explicitly orchestrate, normally recognize an empty parking space, close down the structure when all spaces are used and moreover can be controlled and checked from a control center. The essential components considered while building up this robotized organization structure are basically the capability of the control system, and its enduring quality. Also the nature of the structure is another district which should be sufficient given sustenance to in other to upgrade the security. [7],[9] ,[11]

The reliability of the automated entry and leave parking structure system will be attested on testing of the constructed motorized structure show while the quality will be tackled in the real sending. The efficiency of the control system on the other hand, is totally dependent upon the idea of the sections used. With the controllers and other driving circuits underneath, we need to achieve a totally utilitarian structure that allows the driver (auto or allowed staff into a halting office), to bestow with the gateway (by methods for entryway sensor and circuit) and pass on procedure control to various units.

Decision can either be to open the entryway, to leave the gateway shut or to prepared security personnel. On entering the office, the parking

space organization system expect control and apportionments cleanse space to the customer

The passage unit will be executed with the usage of swing entryways and controls, which will be driven by a straight actuator or electric motor joined with the essential mechanical parts. The structure will perceive any area, exit, or refusal to enter or exit (in the wake of starting gateway controls) and moreover institute the finish of the portal arm when fundamental. The parking spaces will be apportioned in rising solicitation and activity on each space will be watched. The system can in like manner be totally [8],[10] ,[12]

Close DOWN from a control focus and turned ON at the push of a catch from a comparable core interest. There would moreover be control markers hailing the entry, leave, close down, turn on and the parking spaces remaining.

III. PROPOSED SYSTEM FOR VEHICLE PARKING

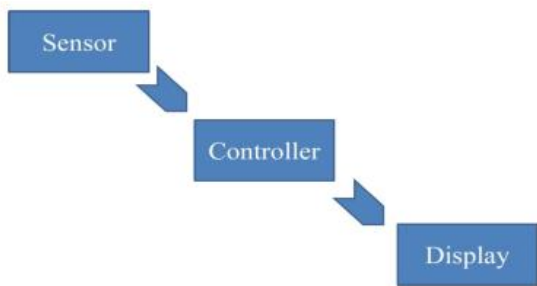


Fig 1.Block Diagram of PLC based vehicle parking system

In this work we have developed the halting system which is according to the accompanying: driver can see the openness normally and if the auto stopping zone is full, the customer can find another halting region or, then again can do elective (leave or hold on for fumes put). This modified halting hopes to ensure effect free development inside the available space and to overhaul the comfort and prosperity of driving in obliged circumstances.

A. Object Detection Sensor

An infrared sensor is an electronic instrument which is used to recognize certain properties of its surroundings by either releasing just as recognizing infrared radiation. Infrared sensors are unreasonably fit for estimating the glow being released by an inquiry and perceiving development. Infrared sensors are completely described into two essential sorts:

B. Thermal infrared sensors

Use infrared imperativeness as warmth. Their photo affectability is free of the wavelength being recognized. Warm markers don't require cooling be that as it may, do have moderate response times and low disclosure capacities.



Fig 2.Object Detection Sensor

C. Quantum infrared sensors

Give higher acknowledgment execution and speedier response speed. Their photo affectability is dependent upon wavelength. Quantum pointers must be cooled in order to get exact estimations. [13], [15] ,[17]

D. Stepper motor

A stepper Motor is basically a synchronous Motor. In stepper motor there is no brushes. This motor doesn't rotate reliably, rather it turns in sort of pluses or in discrete steps. That is the reason it is called stepper motor. There are unmistakable sorts of motors available on the reason of steps per rotate, for example 12 phases for each unrest, 24 phases for each turn, etc. We can control or work Stepper motor with the analysis or with no informationThe standard of Working of stepper engine is Electro-Magnetism. It works of a rotor that is of enduring magnet and a stator that is of electromagnets The going with figure shows the advancement of a sensible ste stepper engine: [14],[16], [18]



Fig 3.Stepper motor

by using and by way of when we offers supply to stator's winding. There can be an alluring field made within the stator. Through and by means of rotor of motor this is involved by no means-ending magnet, will try to pass with the turning eye-catching discipline of stator. This is the crucial wellknown of running of stepper engine. [19],[20],[21]

E. L293D Motor Driver

L293D is a motor motive force IC used as a bit of this errand to govern the entryway motor. L293D Motor pressure IC is a twofold H-partner type motor motive force and is available in 16-stick twin in-line bundle. With the assistance of this motor motive force IC, we can manage two automobiles at a few random minute with both ahead and pivot bearing control for unique cars. Motor drivers are all round used to force high backward and forward movement drawing units like DC cars, stepper automobiles, high energy lighting fixtures, and many others.

They pass about as essential modern-day audio system as their data is a low modern-day banner

whilst unsure from a microcontroller and their yield is a excessive modern-day banner to power the hundreds. motor.

A programmable sensible controller (percent), or programmable controller is a slicing facet stepped forward

computer which has been ruggedized and balanced for the control of accumulating systems, for instance, successive improvement frameworks, or mechanical instruments, or any interest that calls for excessive consistent exceptional control what is more, straightforwardness of programming and manner accuse locating. A percent application is all round accomplished on and on so long as the controlled gadget is strolling. The repute of bodily information facilities is recreated to a sector of reminiscence accessible to the processor, a part of the time known as the "I/O photo desk". the program is then continue strolling from its first heading rung right down to the final rung

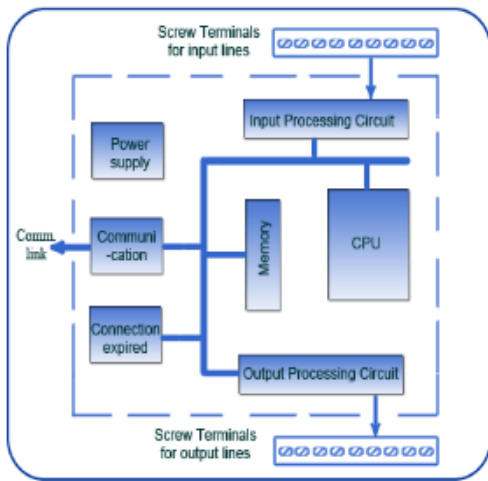
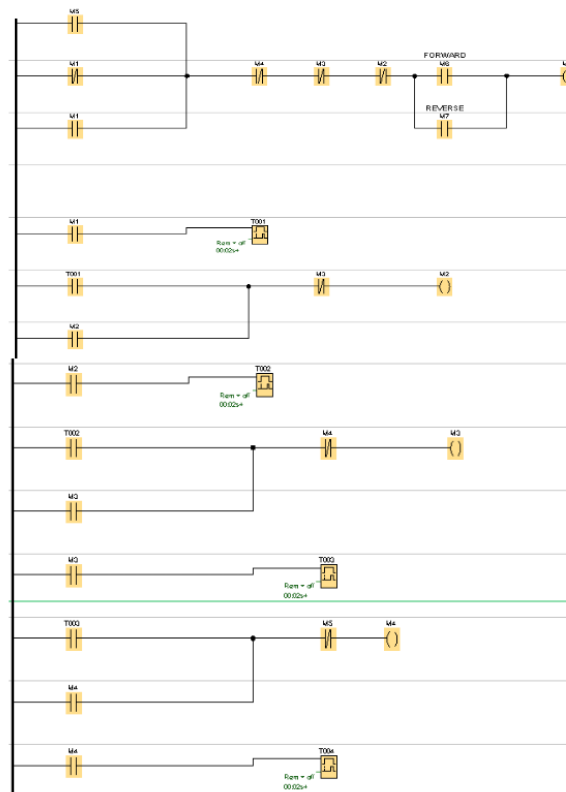


Fig 4. Block Diagram of PLC

It requires some funding for the processor of the p.c to survey all of the rungs and revive the I/O picture desk with the fame of yields. This scope time may be two or 3 milliseconds for a touch software or on a fast processor, yet steadily prepared percent running beneficiant responsibilities could take any extra (say, up to one hundred ms) to execute this system. If the compass time have been excessively lengthy, the reaction of the % to manner situations might be too simplicity again to conceivably be sizable.

IV. PLC PROGRAMMING

% program for custom designed car halting device is given on this fragment. % tasks are commonly written in a singular utility on a laptop, by using then downloaded through a right away association interface or over a framework to the %. this system is sorted in the % either in battery-went down RAM or some different non-capricious blast memory. As regularly as feasible, a novel percent can be tweaked to replace an good sized number of exchanges.



Under the IEC 61131-3 standard, PLCs can be Altered using models based programming lingos. The most generally used programming tongue is Ladder chart (LD) generally called Ladder justification. It uses Contact-Coil balanced to impact undertakings to like an electrical control chart.

V. CONCLUSION

The available halting methodology is street halting. By using the dissent acknowledgment sensor, the cleanse space is perceived and the auto is facilitated to that opening. Subsequent to getting to the execution of the proposed structure, we were happy with the results and the general execution of the endeavor. From the working of the IR remote, from the auto to the beneficiary, entryway segment driver likewise, controls. The activity of the reset catch at the control center and besides the arranging was amazing.

REFERENCES

- [1] Sharma, R.K., Irusapparajan, G. & Periyazhagar, D. 2019, "Three-phase symmetric cascading Z-source seven levels multilevel inverter excited by multi carrier sinusoidal pulse width modulation scheme", International Journal of Innovative Technology and Exploring Engineering, vol. 8, no. 10, pp. 4269-4274.
- [2] Velavan, R., Bharanidharan, S. & Sheeba, B. 2019, "EMF pollution - Causes, effects and protection", International Journal of Innovative Technology and Exploring Engineering, vol. 8, no. 9 Special Issue 3, pp. 1166-1168.
- [3] Saravana, S., Balaji, S., Arulselvi, S. & John Paul Praveen, A. 2019, "Reliable power quality monitoring and protection system", International Journal of Innovative Technology and Exploring Engineering, vol. 8, no. 9 Special Issue 3, pp. 644-645.
- [4] Tamil Selvan, S. & Sundararajan, M. 2019, "Performance Parameters of 3 Value 8t Cntfet Based Sram Cell Design Using H-Spice", International Journal of Recent Technology and Engineering, vol. 8, no. 2 Special issue 5, pp. 22-27.



AUTHORS PROFILE

- [5] Jac Fredo, A.R., Abilash, R.S., Femi, R., Mythili, A. & Kumar, C.S. 2019, "Classification of damages in composite images using Zernike moments and support vector machines", *Composites Part B: Engineering*, vol. 168, pp. 77-86.
- [6] Kathiravan, P. & Govindaraju, C. 2019, "Design and evaluation of ultra gain isolated DC-DC converter for photovoltaic system", *International Journal of Engineering and Advanced Technology*, vol. 8, no. 5, pp. 2646-2651.
- [7] Kripa, N., Vasuki, R. & Kishore Kanna, R. 2019, "Realtime neural interface controlled au-pair BIMA bot", *International Journal of Recent Technology and Engineering*, vol. 8, no. 1, pp. 992-994.
- [8] Mohanraj, Meena Kumari, M., Philomina, S. & Jasmin, M. 2019, "In-situ humidity measurement of hydrogen fuel cell car using MEMS sensor", *International Journal of Recent Technology and Engineering*, vol. 8, no. 1, pp. 41-43.
- [9] Velmurugan, T. & Prakash, S. 2019, "Artificial intelligent based distribution automation of swift fault detection isolation and power restoration for HT network", *International Journal of Innovative Technology and Exploring Engineering*, vol. 8, no. 6, pp. 1-6.
- [10] Dwarakesh, K. & Prem Kumar, G. 2019, "Five-level inverter based sequential boost system using fuzzy logic controller", *International Journal of Innovative Technology and Exploring Engineering*, vol. 8, no. 6, pp. 12-19.
- [11] Anne Gifta, A. & Hemavathi, G. 2019, "Analysis of grid tied solar PV system using ANFIS Algorithm", *International Journal of Innovative Technology and Exploring Engineering*, vol. 8, no. 6, pp. 312-316.
- [12] Jayavel, R., Rangaswamy, T.R. & Prakash, S. 2019, "Efficient grid management system with renewable and conventional power sources", *International Journal of Innovative Technology and Exploring Engineering*, vol. 8, no. 6, pp. 287-289.
- [13] Hemavathi, G. & Maheshwaran, S. 2019, "Proportional resonant controlled high gain step-up converter system with improved response", *International Journal of Innovative Technology and Exploring Engineering*, vol. 8, no. 6, pp. 317-323.
- [14] Periyazhagar, D. & Irusapparajan, G. 2019, "Design and completion of asymmetric single phase 27 level cascaded mli for various pwm scheme", *International Journal of Innovative Technology and Exploring Engineering*, vol. 8, no. 6, pp. 792-797.
- [15] Mahalakshmi, V. & Vijayaragavan, S.P. 2019, "PV based power electronic converters for high voltage DC applications", *International Journal of Recent Technology and Engineering*, vol. 7, no. 6, pp. 670-674.
- [16] Irusapparajan, G., Periyazhagar, D., Prabakaran, N. & Rini Ann Jerin, A. 2019, "Experimental verification of trinary DC source cascaded h-bridge multilevel inverter using unipolar pulse width modulation", *Automatika*, vol. 60, no. 1, pp. 19-27.
- [17] Sangeetha, G., Sherine, S., Arputharaju, K. & Prakash, S. 2019, "On Line Monitoring of Higher Rated Alternator using Automated Generator Capability Curve Administer", *Proceedings of the IEEE International Conference on "Recent Trends in Electrical, Control and Communication"; RTECC 2018*, pp. 176.
- [18] Bycil, V.J. & Wiselin, M.C.J. 2019, "Modeling and analysis of vibration energy harvesting system using piezo stack", *International Journal of Mechanical and Production Engineering Research and Development*, vol. 9, no. Special Issue 1, pp. 523-533.
- [19] Sripada, A., Warriar, A., Kapoor, A., Gaur, H. & Hemalatha, B. 2018, "Dynamic lateral balance of humanoid robots on unstable surfaces", *International Conference on Electrical, Electronics, Communication Computer Technologies and Optimization Techniques, ICEECCOT 2017*, pp. 539.
- [20] Srinivasan, S., Thirumalaivasan, K. & Sivakumaran, T.S. 2018, "Performance evaluation of double-output luo converters", *Journal of Advanced Research in Dynamical and Control Systems*, vol. 10, no. 10 Special Issue, pp. 870-878.
- [21] Karthikayen, A. & Selvakumar Raja, S. 2018, "A skellam distribution inspired trust factor-based selfish node detection technique in MANETs", *Journal of Advanced Research in Dynamical and Control Systems*, vol. 10, no. 13, pp. 940-949.



Sridhar raja D, Assistant Professor, Department of EIE, Bharath Institute of Higher education and research, Tamilnadu, India.



B.Kalaiselvi, Assistant Professor, Department of EIE, Bharath Institute of Higher education and research, Tamilnadu, India.



T.Vijayan, Assistant Professor, Department of EIE, Bharath Institute of Higher education and research, Tamilnadu, India.