

An Automatic Web based Placement Assessment

M. Ashok Kumar, B. L. N. Phaneendra Kumar, V. Radhesyam, Venkata Naresh Mandhala

Abstract: An Automatic Web based Placement is a web site design for exam papers. It will be used to write the exams in the online. And it will be helpful to save the time. And it is very efficient to give the results. In this online examination project will be helpful to students and Co-operation companies. It means it will be used to conduct the exams not only colleges but also for employees. And it also gives results too fast compare to old model exams. And in this have power saving system.

Index Terms: CSS, PHP, MYSQL.

I. INTRODUCTION

The changes on earth’s surface from natural and human causes are rapid. Scientists and researchers are concerned on detecting the changes without knowing the scale of changes which is very hard and need to be addressed. Online examination is called as internet examinations. Today many organizations are conducting online examinations to know about the student performance. In this exam paper in the format of MCQS model[1-3]. And in this type will be easy to evaluate. And in this viva will be through online through student e-mail id. This will replace the old model. The old model is used by the paper when the paper is crumbling, but now the exam is online so papers are web design papers. The internet s need for write the exam. The Online examination displays results in tabular form and also display the student results in graph analysis[5]. Write Online examination at any time by using internet. Exam will be in MCQS format. The option can change if you choose easily. It will be use the PHP and MYSQL to design the web site[6].It will be provide the more security[7-9]. The main goal of our project is to replace the old model manual process for conducting the exams. In old manual model is not much effective and it will be require the more time and examiner must be present in the exam hall and check to the every student details manually. But it will require the internet connection to the student. It is enough to student. And it will be give the more accuracy results.

II. APPLICATIONS

The Online examination can have the some important applications are mentioned following.

1. It will be provide the more security.
2. And it will be very effective.
3. And in this give the more and more accurate results for exam.
4. Time consuming is less for give results to student.
5. The less money is spent for exams[6]. No need to transfer to one place to other place.

The Online examination will consist of the student information then easy to manipulate the authorities easily no need to worry about the student information maintained[11]. And maintain cost will be less because student information will be maintained by the computer[10]. Then no need to pay the money and it just have the hardware cost.

III. PROPOSED METHOD

This paper consists of the different types of modules. In this, a mainly two modules are the main lead modules. These are the admin and student module. In the admin module will be have the some of the authorities to change the user information and delete and add the user information. And admin also have the permissions to add the exam papers to exam section. And also view the questions list and admin only have that type of permissions. Student can login to the web site by using their login credentials and then to write the exam by choosing the levels. In this exam will be have the level choosing the which level they will be interested. They will be display the answer key also.

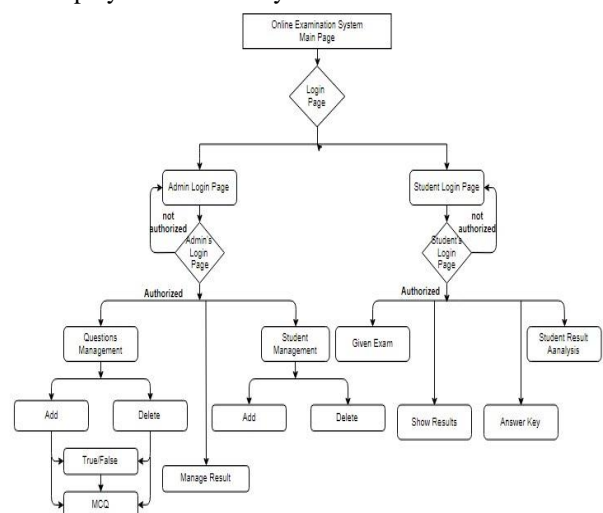


Fig. 1. Online examination System Flow chart

Manuscript published on 30 June 2019.

* Correspondence Author (s)

M Ashok kumar, Department of Information Technology, V.R Siddhartha Engineering College: Vijayawada, India. Email: ashokkumar.munnangi@gmail.com.

BLN Phaneendra Kumar, Department of Information Technology, V.R Siddhartha Engineering College: Vijayawada, India.

V Radhe Syam, Department of Information Technology, V.R Siddhartha Engineering College: Vijayawada, India.

Venkata Naresh Mandhala, Department of Computer Science and Engineering, Koneru Lakshmaiah Education Foundation, Vaddeswaram, Guntur, Andhra Pradesh, Email: mvnaresh.mca@gmail.com.

© The Authors. Published by Blue Eyes Intelligence Engineering and Sciences Publication (BEIESP). This is an open access article under the CC-BY-NC-ND license <http://creativecommons.org/licenses/by-nc-nd/4.0/>

A. Admin module

In Admin can be handle the all programs that handled by the admin. Admin can have the all rights about the exam papers design and student details changing purpose.

B. Student Module

In Student module is have the some permission to write the exam. And student is must be registered. Then only they will access the exam papers.

C. Student marks Analysis

In Student module is have the some permission to write the exam and also view there marks. Then it will be display these results in the form the graph representation. Then it can be easy to understand the student details and also performance of the student.

D. Answer key

In Student will be complete their exam then display the results and also display the answer key that will be helpful to students for knowing which answer is correct.

IV. MODULES

The Online examination portal can have the different types of modules and they will be explained below every individual module can have the different purposes

A. Admin module

This is admin login page. If admin enters right user id and password then opens a new window "administration".

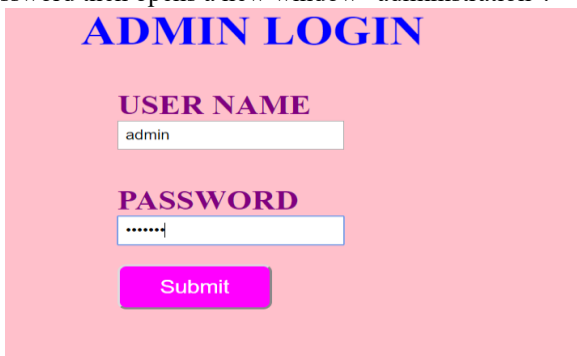


Fig. 2. Admin module

B. Administration menu

Training this menu page will display all the actions about the admin and they will include the question papers. Apart from them, viva details and logout details will also be displayed.

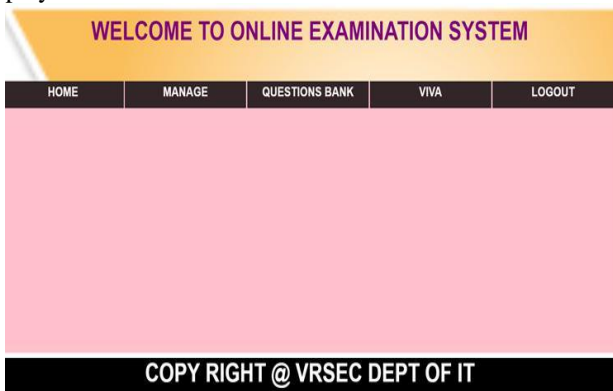


Fig. 3. Administration menu

C. Home Page

In Home page will be display about the online examination introduction and there details. And it give the brief detail about the examination system

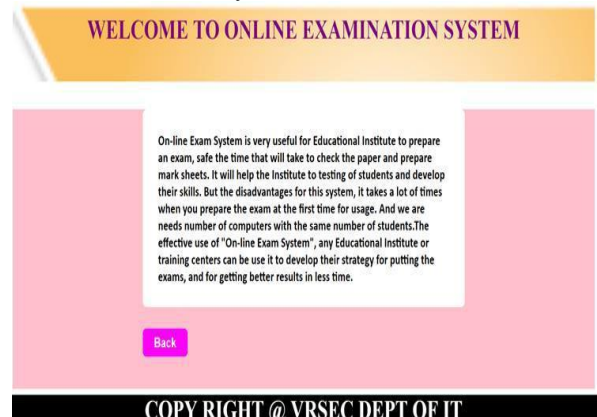


Fig. 4. Home page

D. Manage Page

In Manage page will be display sub menus. And that sub menus contains the links that are used to change the student details easily.

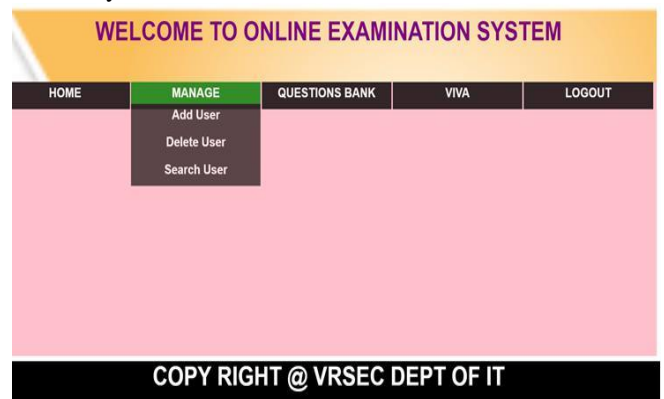


Fig. 5. Manage Page

E. Add User Page

In Add user page will be we can add the user details by using email id username and password and image of the student and then click add button then it will be display the added successfully.



Fig. 6. Add user



F. Search user Page

In Search user page will be search student details by using the student name. it will be give the related student details will be displayed.



Fig. 7. Search user

G. Add Questions Page

In Add Questions page will be add the questions to the exam paper. In this will be give the question name and id and multiple choices and correct answer will be give and click finally to add question button then it will be added successfully.

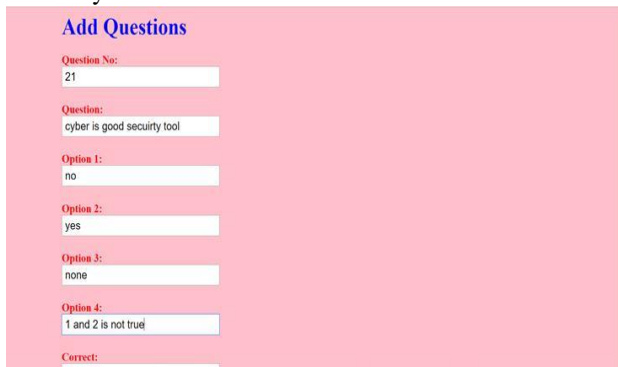


Fig. 8. Add Questions

H. Viva Page

In Viva page will be we can add the user details by using name email-id and facebook-id and skype id all these fields are fill then go to click submit it will be display the viva through online.



Fig. 9. Viva Page

I. Student Registration Page

In Student must have to fill these all felids for writing the

exam. Then only they get the permissions to access the exam.



Fig. 10. Registration form

J. Student Login page

In Student Login page will be display the student login details like username and password then only student will be login to the exam and then to start the exam.

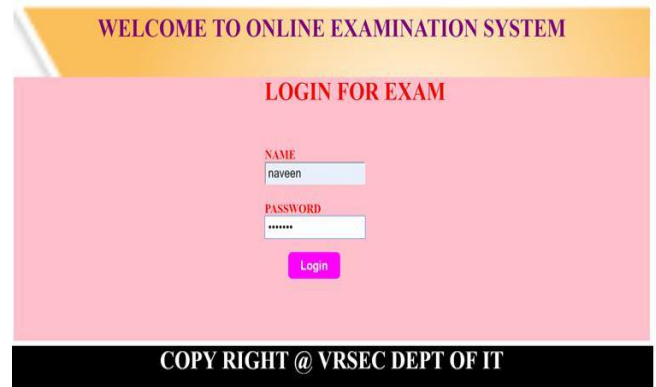


Fig. 11. Student Login Page

K. Student Menu Page

In Student Menu page will be display the student related actions. Like it will be give the actions through menu forms.

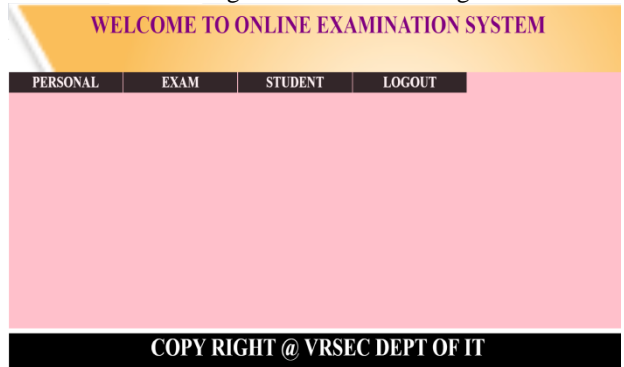


Fig. 12. Student Menu.

V. RESULTS

As we can In this we can see the results that will be happened to write the exam.

A. View Questions Page

In this display the Questions list. This menu admin can select the particular subject then it displays the results for that subject.



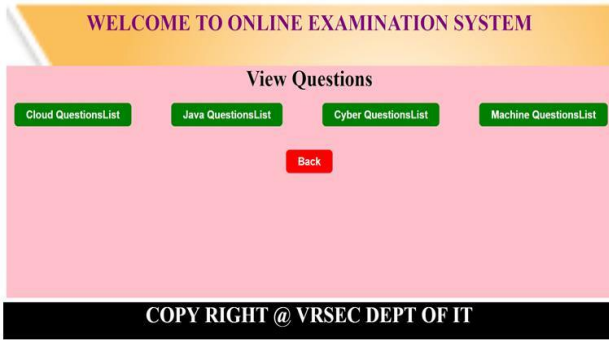


Fig. 13. View Questions

B. Questions List Page

In this display the number of questions in the database will be stored for the exam.

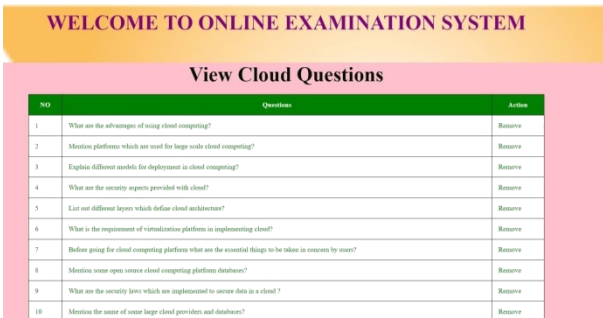


Fig. 14. Questions List

C. Select level Page

In this display the levels in the exam and that will be used to select the level for student write the exam.

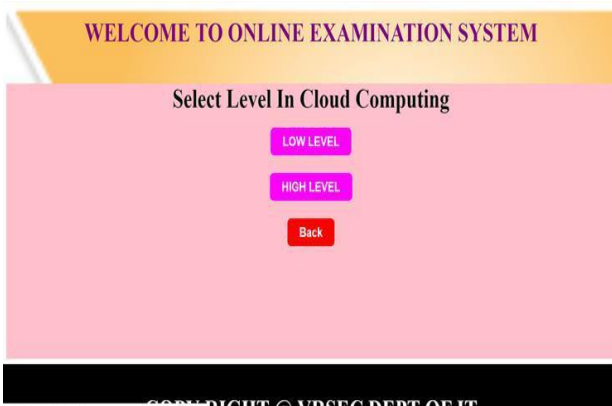


Fig. 15. Select Level

D. Marks Analysis Page

In this, display the number of questions student write and what is score they will be get how many times they will be pass and how many times they will be fail analysis will be displayed.



Fig. 16. Marks Analysis.

VI. CONCLUSION

The technique of using Online examination is web application to conduct the exams for students through internet. And it will be used to check the student performance. It will be saves the lot of time. And it will be saves the manual power. It is very good idea for conducting the exams. And in this will be helpful to give the results very quickly. No need to wait for results so much of time. And also give the answer key to check the student exam paper answers. It will be save auto power save it means it will be save the current action in the exam whenever a power is fails. And power is coming then it will be continue to current action.

REFERENCES

- G. H. Pang, S. Yang and L. Bian, "A Web Services Based Online Training and Exam System," 2008 4th International Conference on Wireless Communications, Networking and Mobile Computing, Dalian, 2008, pp. 1-4.
- Yujun Li, Limiao Zhu, Xiaoying Wang, "Design and implementation of an online self-training system for the Computer System Platform course", IEEE Fifth International Conference on Advanced Computational Intelligence (ICACI), DOI:10.1109/ICACI.2012.6463150, 2012, 194-197
- Yuan Zhenming, Zhang Liang and Zhan Guohua, "A novel web-based online examination system for computer science education," 33rd Annual Frontiers in Education, 2003. FIE.2003., Westminster, CO, 2003, pp. S3F_7-S3F_10. doi: 10.1109/FIE.2003.1265999
- Stina, B. Micheal, T. Stephen, G. and Roberto, T. (2000) PILOT: An Interactive Tool for Learning and Grading, SIGCSEB; SIGCSE Bulletin, 2000.
- Ayo, CK Akinyemi, IO Adebisi, AA & Ekong, U O 2007, "The prospects of e-examination implementation in Nigeria", Turkish Online Journal of Distance Education, vol. 8, no 4, pp. 125-134
- Wikipedia, <http://en.wikipedia.org/wiki/Serialization> visited on 23rd of September 2011
- B. Ipaye (2009), "E-Learning in a Nigerian Open University", National Open University of Nigeria, page 1-11.
- C.K. Ayo, I.O. Akinyemi, A.A. Adebisi and U.O. Ekong (2007), "The Prospects of E-Examination Implementation in Nigeria", Department of Computer and Information Sciences, Covenant University, Ota, NIGERIA. Turkish Online Journal of Distance Education - TOJDE. ISSN 1302-6488 Volume: 8 Number: 4 Article.
- F. Andrew, Darren Pullen and Colleen Harper (2009). "Case study of a computer based examination system" Australian Journal of Educational Technology, 25(4), 509- 523.10, page 125-135.
- Fagbola Temitayo M., Adigun Adebisi A., Oke Alice O(2013)," Computer-Based Test (Cbt) System for University Academic Enterprise Examination", International Journal of Scientific & Technology Research Volume 2, Issue 8, August 2013.
- I.M.M. Emary El and J.A.A. Abu (2006), "An Online Website for Tutoring and E-Examination of Economic Course", American Journal of Applied Sciences 3 (2): Page 1715-1718, ISSN 1546-9239.

AUTHORS PROFILE



M. Ashok Kumar currently working as Assistant Professor in Information Technology Department, V. R. Siddhartha Engineering College, Vijayawada, having an experience of 12 years out of which 5 years of research of experience in the fields of web application development, image processing and blockchain technologies and published good number of publications in refereed journals and conferences.





BLN Phaneendra Kumar currently working as Assistant Professor in Information Technology Department, V. R. Siddhartha Engineering College, Vijayawada, having an experience of 10 years. The research interests are machine learning, computer vision and image processing. Published papers in refereed journals and conferences.



conferences..

V Radhe Syam currently working as Assistant Professor in Information Technology Department, V. R. Siddhartha Engineering College, Vijayawada, having an experience of 12 years. The area of the research is machine learning and algorithms. Published papers in refereed journals and conferences..