

# Strength Efficiency Factor for Nano Silica at Different Age

C. K. Sridhar, S. B. Vanakudre

**Abstract**— Concrete is being widely used as a construction material, hence it is necessary to improve its properties. These days supplementary cementitious materials are used for enhancement of concrete properties. Use of Nano materials is gaining importance due to its vital characteristics, these materials help in developing high performance concrete [5]. This study aims at determining efficiency factor 'K' for Nano silica. Efficiency factor is the part of supplementary cementitious material in the Nano silica concrete which can be considered as equivalent to Portland cement[3]. The efficiency factor helps in economic mix design of Nano silica concrete. This paper presents the results of an experimental study to evaluate strength of hardened concrete and strength efficiency factor 'K' for Nano silica by replacing the cement by various percentages of Nano silica (0.25% to 2.5% by weight of cement) for M20 ,M40 concrete at 7 & 28 days of curing. Modified Bolomey equation[3] is used for determination of strength efficiency factor. From this study it can be concluded that the optimum replacement of Nano Silica is 2% and 1.5% respectively for M20&M40 concrete. The mode value of 'K' is 6.0, 6.64 for 7 & 28 days respectively of M20 concrete, similarly 5.83, 5.94 for 7 & 28 days respectively of M40 concrete.

**Keywords:** Nano Silica, Strength efficiency factor, Nano Silica concrete, Supplimentary Cementitious Material (SCM)

## I. INTRODUCTION

In recent year's variety of blending materials are more widely used to improve the performance of cement concrete [1]. The efficiency factor for Silica fume & Metakoline replaced concrete mixes shows increasing trend as the replacement level is increased up to 10% , where as fly mixes shows decreasing trend [2].The Bolomey's empirical expression can be used to predict strength efficiency factor of GGBS & HVFA in concrete mixes at different percentage of replacement levels [3].Nano Silica is one of the blending materials used to improve the properties of concrete. Nano Silica concrete is stickier than normal concrete due to large surface area of Nano Silica, also it has better permeability resistance [4]. The pozzolanic activity of Nano Silica is much better than that of Silica fume [5]. Nano silica consumes calcium hydroxide crystals & improves the interfacial zone [6]. Fly ash has low initial activity but pozzolanic activity significantly increases after incorporating little Nano silica [7]. Compressive strength and strength of mortar with Nano silica particles were all higher than those of mortar containing Silica fume at 7 & 28 days [8]. The flexural fatigue performance containing nano particles have excellent flexural fatigue performance compared with plain concrete, in particular at high stress level [9]. It is necessary to know strength efficiency factor for reduction of cement content results in economic mix designs.

**Manuscript Received on August 2014.**

**C.K.Sridhar**, Department of Civil Engineering, S. G. Balekundri Institute of Technology, Belgaum, India.

**Dr. S. B. Vanakudre**, Department of Civil Engineering, SDM College of Engineering & Technology, Dharwad, India.

Hence it is necessary to know the effectiveness of SCM. towards the development of strength and their replacement. This paper discusses the efficiency factor of Nano silica at different percentages of replacement. The percentage replacement is from 0.25 to 2.5 for M20 & M40 concrete.

## II. RESEARCH SIGNIFICANCE

The aim of this investigation is to determine efficiency of Nano Silica to develop a mix design procedure. K factor describes the efficiency of SCM to act as a cementing material. When  $K > 1$ , it indicates the SCM used is more efficient than cement as hydration process is fast compared to OPC .In such a case saving of cement is possible resulting economic mix design of concrete. When  $K < 1$ , it indicates the SCM used is less efficient than cement as hydration process is slow compared to OPC. In such a case more quantity of SCM should be used to achieve required target strength. Bolomey's compressive strength equation is  $S = A[C/W] + B$ .

Where S= Compressive strength of concrete in Mpa

C= Cement content in  $\text{kg/m}^3$

W= Water content in  $\text{kg/m}^3$

A, B are constants.

For structural concrete the above equation is reduced to

$$S = A[C/W - 0.5]$$

Strength efficiency factor 'K' can be computed using modified Bolomey's equation

$$S = A[(C + K*f)/W - 0.5]$$

Where f is the SCM content replaced by percentage weight of cement.

K is efficiency factor, thus  $W/(c + K*f)$  is water to effective binder ratio.

By knowing the amount of C, f, W & the strength achieved for each dosages of SCM, K can be computed. The value of constant 'A' in Bolomey's equation can be found from 7, 28 days compressive strength of M20 ,M40 concrete in the investigation.

## III. MATERIALS AND PROPERTIES

- 1) Cement: Ordinary Portland cement 43 grade confirming to IS: 8112-1989; Specific gravity is 3.15.
- 2) Fine aggregate: Locally available natural sand confirming to zone III of IS: 383.  
Density: 1.6 gm/cc  
Specific gravity: 2.7
- 3) Coarse aggregate: Locally available crushed angular coarse aggregate of maximum  
Size 20mm. confirming to IS: 383 grade.  
Density: 1.7 gm/cc  
Specific gravity: 2.7
- 4) Water: Potable water confirming to IS: 456-2000.
- 5) Nano Silica:

Purity: 99%  
 Crystallite size: 1nm  
 BET surface area : 110 m<sup>2</sup>/gm  
 Density: 0.236 gm/cc  
 Specific gravity: 0.4

**Table 1 (a). Quantity of materials for 1 Cum of Concrete Mix Proportion of M20 Concrete 1:2.2:4.2**

| Cement | Fine Aggregate | Coarse Aggregate | Water    | W/C  |
|--------|----------------|------------------|----------|------|
| 306 kg | 673.2 kg       | 1285.2 kg        | 168.3 kg | 0.55 |

**Table 1(b). Quantity of materials for 1 cum of concrete Mix proportion of M40 concrete 1:1.9:2.9**

| Cement | Fine Aggregate | Coarse Aggregate | Water    | W/C  |
|--------|----------------|------------------|----------|------|
| 392 kg | 744.8 kg       | 1136.8 kg        | 176.4 Kg | 0.45 |

**IV. EXPERIMENTAL PROGRAMME**

Initially M20, M40 concrete is prepared as per the mix proportions . Thirty specimens for each mix are cast and tested for 7 and 28 days as per the IS guide lines [10]. From the test results, the constant ‘A’ in the Bolomey equation can be found for both 7 & 28 days. Similarly compressive strengths for different replacements of Nano Silica is found for both 7 and 28 days. From the above test results , strength efficiency factor ‘K’ is evaluated using modified Bolomey’s equation.

**V. METHODOLOGY**

To prepare Nano Silica concrete ,initially water reducing agent of suitable proportion is mixed in water thoroughly. Then the required quantity of Nano Silica is added to the mix and stirred for two minutes. Cement ,sand & coarse aggregate are mixed in pan mixer for five minutes. The mixture of water,water reducing agent & Nano Silica is poured into the pan mixer and rotated for ten minutes to achieve homogeneity. Fresh concrete is tested for workability, then concrete is poured into the cube mould and vibrated, The specimens are kept for 24 hours at room temperature. After demoulding, specimens are immersed in the water tank for curing.

**VI. TEST RESULTS**

**Table 2 (a). Lab Test Results of M20 Concrete**

| Age (Days) | Mean Compressive Strength (MPa) | Constant A |
|------------|---------------------------------|------------|
| 7          | 23.63                           | 18.04      |
| 28         | 27.0                            | 20.61      |

**Table 2(b). Lab Test Results of M40 Concrete**

| Age (Days) | Mean Compressive Strength (MPa) | Constant A |
|------------|---------------------------------|------------|
| 7          | 44.29                           | 25.75      |
| 28         | 48.74                           | 28.33      |

**Table 3. Lab Test Results of Nano Silica Concrete**

| Percentage of Nano-Silica | 7- days Comp. Strength (MPa) |       | 28- days Comp. Strength (MPa) |       |
|---------------------------|------------------------------|-------|-------------------------------|-------|
|                           | M20                          | M40   | M20                           | M40   |
| 0.25                      | 24.41                        | 44.90 | 27.60                         | 49.41 |
| 0.50                      | 24.60                        | 45.60 | 28.15                         | 50.18 |
| 0.75                      | 25.00                        | 46.30 | 28.60                         | 50.95 |
| 1.00                      | 25.50                        | 47.00 | 29.15                         | 51.72 |
| 1.25                      | 25.95                        | 48.11 | 29.67                         | 53.10 |
| 1.50                      | 26.41                        | 49.18 | 30.20                         | 54.20 |
| 1.75                      | 26.50                        | 48.57 | 30.80                         | 53.80 |
| 2.00                      | 27.25                        | 48.40 | 31.40                         | 53.26 |
| 2.25                      | 26.66                        | 47.90 | 30.50                         | 52.91 |
| 2.50                      | 26.50                        | 47.50 | 30.30                         | 52.40 |

**Table 4. Strength Efficiency Factor ‘K’ for Nano Silica**

| Percentage of Nano Silica | K value for 7-days |      | K value for 28-days |      |
|---------------------------|--------------------|------|---------------------|------|
|                           | M20                | M40  | M20                 | M40  |
| 0.25                      | 4.67               | 4.75 | 4.90                | 4.83 |
| 0.50                      | 5.63               | 5.32 | 5.87                | 5.36 |
| 0.75                      | 5.72               | 5.45 | 5.86                | 5.48 |
| 1.00                      | 6.05               | 5.60 | 6.20                | 5.62 |
| 1.25                      | 6.14               | 6.22 | 6.19                | 6.45 |
| 1.50                      | 6.21               | 6.60 | 6.26                | 6.70 |
| 1.75                      | 5.64               | 5.33 | 6.43                | 5.53 |
| 2.00                      | 6.19               | 4.52 | 6.54                | 4.53 |
| 2.25                      | 4.81               | 3.74 | 4.81                | 3.89 |
| 2.50                      | 4.23               | 3.20 | 4.23                | 3.28 |

**Table 5(a). Statistics of Strength Efficiency Factor for M20 Concrete**

| Days | Mean | Median | Mode | SD   |
|------|------|--------|------|------|
| 7    | 5.53 | 5.68   | 6.0  | 0.51 |
| 28   | 5.73 | 6.03   | 6.64 | 0.63 |

**Table 5(b). Statistics of Strength Efficiency Factor for M40 Concrete**

| Days | Mean | Median | Mode | SD   |
|------|------|--------|------|------|
| 7    | 5.07 | 5.32   | 5.83 | 0.99 |
| 28   | 5.16 | 5.42   | 5.94 | 1.00 |

**VII. DISCUSSION ON TEST RESULTS**

Based on the test results the values of constant ‘A’ are 18.04 & 20.61 respectively for 7 and 28 days compressive strength of M20 concrete. 25.75, 28.33 respectively for 7 and 28 days compressive strength of M40 concrete. The maximum strength obtained is at 2% replacement of Nano Silica (7, 28 days) for M20 concrete, similarly for M40 concrete maximum strength obtained is at 1.5% replacement of Nano silica(7,28days). The modified Bolomey equation is considered for evaluating strength efficiency factor ‘K’. It is found that the values of ‘K’ are 6.21 and 6.54 at 1.5 , 2.0 percentage of Nano Silica for 7 days and 28 days respectively of M20 concrete. Similarly for M40 concrete the K value is 6.60, 6.70 at 1.5 percentage of Nano silica for 7days &28 days respectively. The variation of strength & strength efficiency

factor ‘K’ with percentage of Nano silica is shown in figures 1(a),1(b), 2(a), 2(b).

**VIII. CONCLUSIONS**

From this study it can be concluded that the optimum replacement of Nano Silica is 2% and 1.5% respectively for M20 & M40 concrete. From the results, it can be concluded that the value of K can be considered as 6.0 to arrive economical mix design. Addition of Nano particle makes concrete more sticky hence, suitable Superplasticizer can be used to achieve required workability. Due to the addition of Nano Silica, The percentage increase in M20 concrete is 15.31 , 16.3 respectively for 7days & 28days, where as in M40 concrete is 11.0 , 11.20 respectively for 7days & 28days.

**Variation of Compressive Strength with Percentage of Nano Silica**

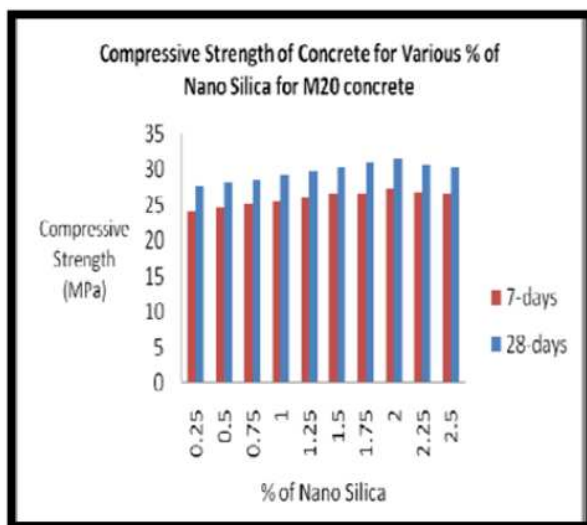


Fig. 1 (A)

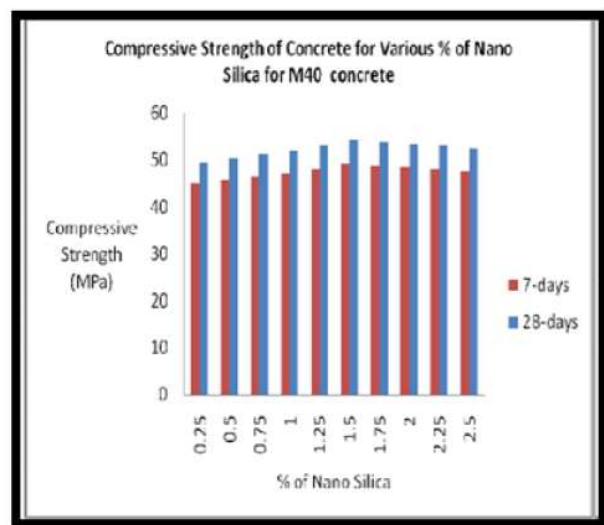


Fig. 1 (B)

**Variation of Strength Efficiency Factor ‘K’ with Percentage of Nano Silica**

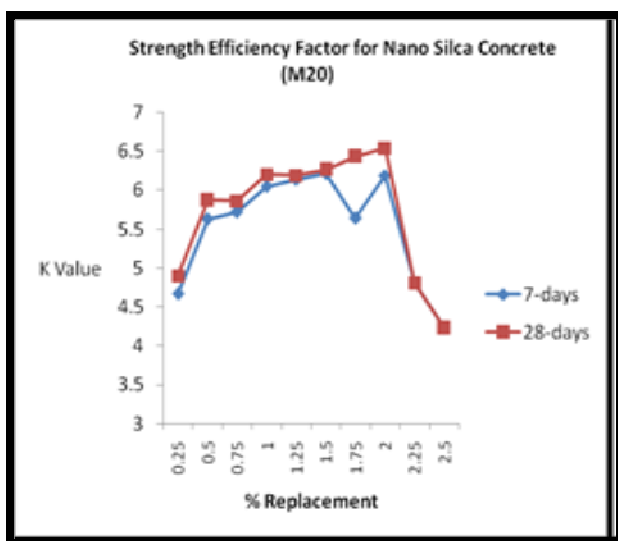


Fig 2(A)

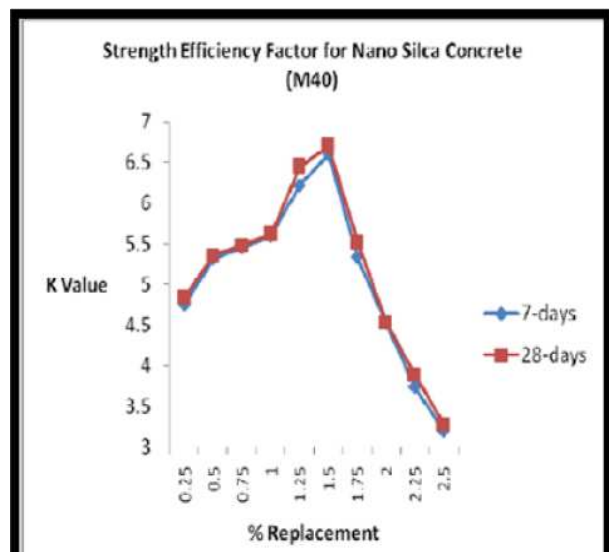


Fig 2(B)

## REFERENCES

- [1] Hongxia Yang, "Strength and shrinkage properties of Nano Silica powder concrete". 2012. 2<sup>nd</sup> International Conference on Electronic, Mechanical Engg & Information technology pp 794-797.
- [2] R Malathy & K Subramanian, "Efficiency factor for Silica fume and Matakaoline at various replacement levels". 2007, 32<sup>nd</sup> conference on our world in concrete and structures at Singapore.
- [3] K Suvama Lata, M V Seshagiri Rao, Srinivasa Reddy V, "estimation of GGBS & HVFA strength efficiencies in concrete with age". 2012 IJEAT journal pp 221-225.
- [4] Taoji, "Preliminary study of water permeability and micro structure of concrete incorporating Nano silica". 2005 cement and concrete research 35, pp1943-1947.
- [5] YE Qing, Zhang Zenan, et al, "A comparative study on the pozzolanic activity between Nano SiO<sub>2</sub> and Silica fume". 2006 Journal of Wuhan university of Technology, pp 153-157.
- [6] Mostafa Khanzadi, Mohsen Tadayon et al, "Influence of Nano Silica Particles on Mechanical Properties & Permeability of concrete". 2010, Second international conference on sustainable construction materials & Technology Italy, pp 1-7.
- [7] Gengying li, "Properties of high volume flyash concrete incorporating Nano SiO<sub>2</sub>". 2004, cement and concrete research pp 1043-1049.
- [8] Byung Wan Jo & Chang Hyun Kim, "Characteristics of cement mortar with Nano silica particles". Construction and building materials 21, pp 1351-1355.
- [9] Hui Li, Mao-hua zang, Jin-ping Ou, "Flexural fatigue performance of concrete containing nano particles for pavement". 2007, International journal of fatigue 29 pp 1292-1301.
- [10] Concrete Mix Proportioning- Guidelines IS 10262:2009.